



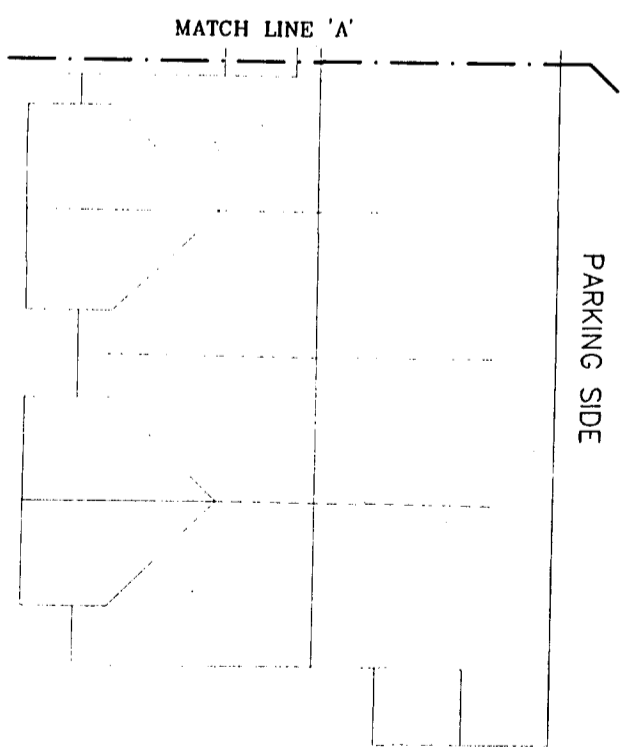


TOP LOFT FLOOR PLAN
SCALE 1/8" = 1'-0"

-  CROSS-HATCHED AREAS AND ALL WALLS REPRESENT COMMON ELEMENTS
-  REVERSED CROSS-HATCHED AREAS REPRESENT LIMITED COMMON ELEMENTS (BALCONIES)
-  NON-CROSS-HATCHED AREAS WITH THE EXCEPTION OF WALLS REPRESENT PRIVATE ELEMENTS



DAVID LINDSEY, ARCHITECT
DESIGN, PLANNING, INTERIORS
(334) 990-7447
111 N. SUMMIT STREET FAIRHOPE ALABAMA 36532
FAX (334) 990-7443

COMPOSITE UPPER LOFT FLOOR PLAN

DATE: 8 JUNE 1999

As-Built Drawings for
The GRAND BEACH RESORT
Gulf Shores, Alabama

PROJ# 96-106

SHEET NO. **7** OF

DATE 49 DEC 17